




CATALOG

KERN




ORNAMENTAL & WROUGHT IRON SUPPLIES
SERVING KERN COUNTY

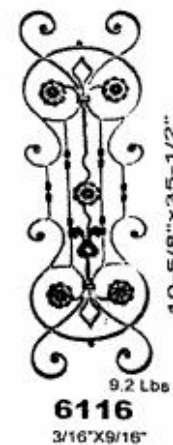


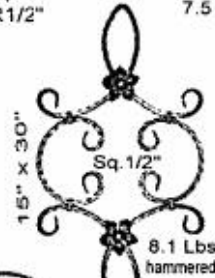

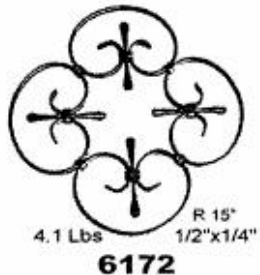
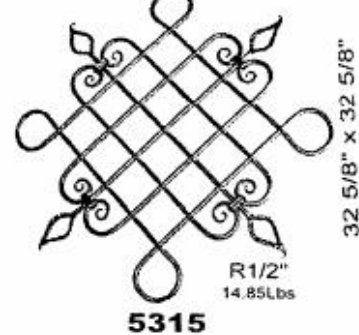

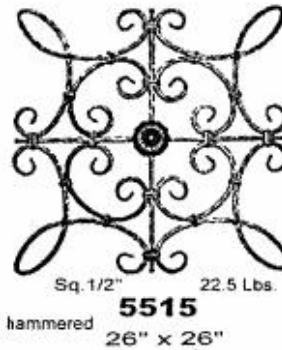

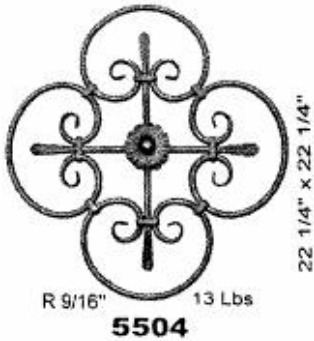
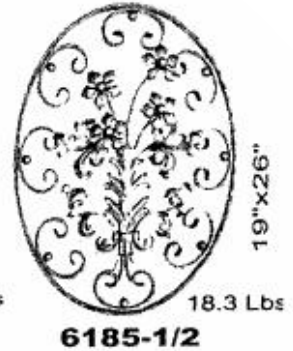
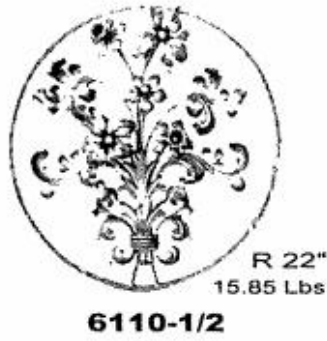


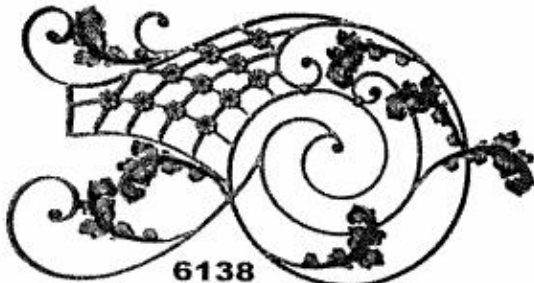
CASTINGS • SCROLLS • DECORATIVE DESIGNS • STEEL & CAST IRON ACCESSORIES
INDUSTRIAL PAINT • WELDING MATERIALS • SAFETY GEAR
ORNAMENTAL TUBING & PIPE • EXPANDED & PERFORATED METAL

661-404-5008

721 Brundage Ln. Bakersfield, CA 93304








6138
6139 28 Lbs
23-5/8" x 39-1/2"



5/16" X 5/8" **6137** 27 Lbs
31" x 47"




5/16" X 5/8" **6157** 33 Lbs
24" x 43"




5/16" X 5/8" **6152** 31 Lbs
24" x 40"




5/16" X 5/8" **6153** 20 Lbs
15-3/4" x 35-1/2"




5/16" X 5/8" **6140**
31-3/4" X 42"




5/16" X 5/8" 45 Lbs
6142
31-1/2" X 63"




5/16" X 5/8" **6155** 17 Lbs
15-1/4" x 31-1/2"



6150 23-1/2" X 67" 67 Lbs 5/16" X 5/8"
6150L 27-1/2" X 67" 91 Lbs
6150XL 31-1/2" X 67" 99 Lbs



5/16" X 5/8" **6148** 54 Lbs
27-1/2" X 71"



Sq. 3/8" **DR-3** 55 Lbs
33" X 77-1/4"



6101 6102 6103 6104 6105



4.3 Lbs
6004
9" x 22-1/2"



3.3 Lbs
6106
6" x 23"



9 Lbs
6179
14" x 18-1/2"



10 Lbs
6186
18" x 20-1/2"



7.26 Lbs
6187
20" x 23"



7 Lbs
6190
13-1/2" x 20"



9.35 Lbs
6191
15-1/4" x 19"



7.1 Lbs
6193
13" x 17"

 8-7/8"x30" 5417A 1/4"x13/16" 7.5 Lbs 5417 1/4"x9/16" 5.1 Lbs	 7 Lbs 5418 9-1/4"x30" 1/4"x13/16"	 5.2 Lbs 5424 9-1/4"x28-3/4" 1/4"x13/16"	 5.5 Lbs 6118 13-3/4"x34-1/4" 1/4"x9/16"	 8.25 Lbs 6120 13-3/4"x34-1/4" 5/16"x5/8"	 12 Lbs 6119-3 15" x 34-1/4" 5/16"x5/8"	 12 Lbs 6119-4 15" x 34-1/4" 5/16"x5/8"
 Sq. 9/16" 5139 12-1/2"x34" 14 Lbs	 3/8"x 1" 5382 5" x 28" 9.2 Lbs	 3/8"x 1" 5380 12-1/2"x32" 21 Lbs	 3/8"x 1" 5381 12" x 34-1/2" 20.7 Lbs	 3/8"x 1" 5383 11-3/8" x 29-1/2" 21 Lbs	 Sq. 1/2" 9.25 Lbs 5141 10-1/4"x32-1/4"	 Sq. 1/2" 10.3 Lbs 5143 10-1/2" x 33-1/2"
 Sq. 1/2" 12.6 Lbs 5132 11-1/4" x 32"	 Sq. 1/2" 8.8 Lbs 5147 10"x26"	 Sq. 1/2" 9.8 Lbs 6115 13"x32-1/4"	 Sq. 1/2" 9.8 Lbs 6215 13"x32-1/4"	 R 9/16" 12.5 Lbs 6015A 13"x35-1/4"	 R 1/2" 7.6 Lbs 6133 10-1/16"x31-7/8"	 5" x 35-1/4" R 1/2" 5.75 Lbs 6016
 13" x 43-3/8" 1/4"x13/16" 12.6 Lbs 5416A	 1/4"x9/16" 8.4 Lbs 5416					



4 Lbs **5271** 1/2"x1/4"
31" x 11-1/4"




9 Lbs **5272** 5/16"x 5/8"
36" x 12"



5.3 Lbs **5273** 1/4" x 3/4"
31" x 11-1/4"



9 Lbs **5272A** 3/8" x 5/8"
36" x 12"



5.3 Lbs **5275**
27" x 13-1/4"



7Lbs **5276** SQ. 1/2"
39-1/2"x13"



2.41 Lbs **5257** 5/16" x 5/8"
20-5/8" x 3-1/8"



1/4" x 9/16" 1/4" x 13/16"
5415 31-1/2"x8-7/8" **5415A**
5 Lbs 7.2 Lbs




2.45 Lbs **5257A** 5/16" x 5/8"
21" x 3-1/4"



2.3 Lbs **5258A** R 1/2"
20-5/8"x3-1/8"



1.87 Lbs **5259** 1/4"x 1/2"
22" x 3"









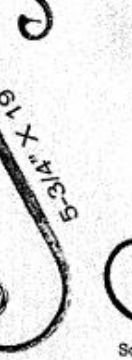




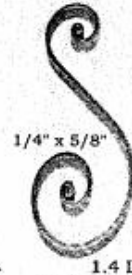

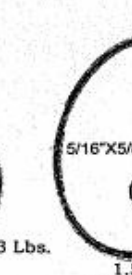
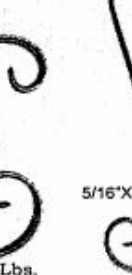
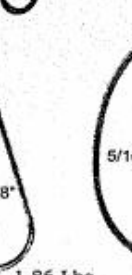

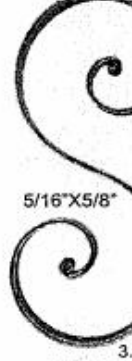
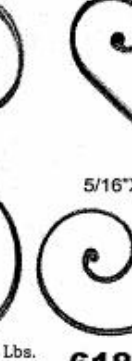
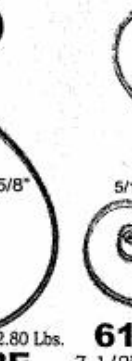



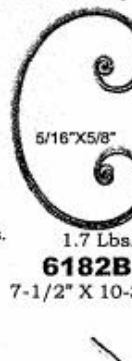



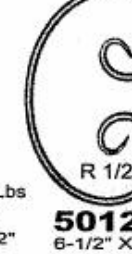

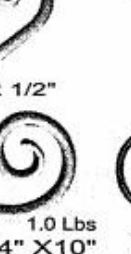





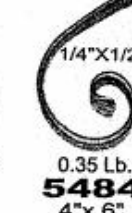
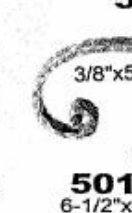
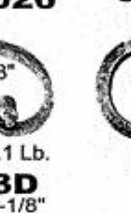




2.3 Lbs **5258** R 1/2"
22"x3-1/4"



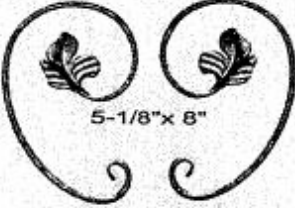










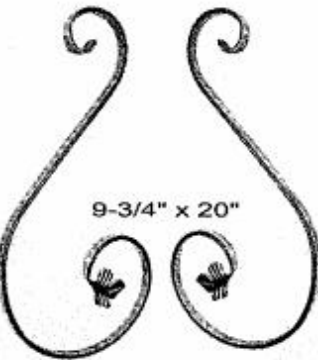



Base 5"x5"
5.5 Lbs **5461**
12" x 6"


























4.5 Lbs **5462**
8" x 5"

 3-3/8" x 12-5/8" 1/4"x5/8" 5122C 1.2 Lbs	 3-3/8" x 12-5/8" 1/4"x1/2" 5122B 1.1 Lbs	 3-1/2" x 14-1/4" 1/4"x1/2"F 5122A 1.3 Lbs	 4-3/8" x 17-1/2" R 1/2" 5039 1.9 Lbs	 4-1/4" x 17-1/2" R 9/16" 5040 2.45 Lbs	 5-1/2" x 15-1/2" Sq. 3/4" 5042 4.50 Lbs	 5-3/4" x 19" 5043 2.35 Lbs	 Sq. 3/8" 2.1 Lbs. 6141A 10" x 20"	 Sq. 3/8" 1.5 Lbs. 6141B 6-3/4" X 10"
 13/64" x 5/8" 1 Lbs. 5024D 4" x 12-1/4"	 13/64" x 5/8" 1.1 Lbs. 5126 4" x 10"	 1/4" x 5/8" 1.4 Lbs. 5128 5" x 11-1/4"	 5/16" x 5/8" 1.3 Lbs. 5351 4-3/4" X 10"	 5/16" x 5/8" 1.5 Lbs. 5255 6-1/4" X 10"	 5/16" x 5/8" 1.86 Lbs. 5414 4-1/2" X 18-1/4"	 5/16" x 5/8" 2.04 Lbs. 5412 7-5/8" X 14"	 3/8" x 5/8" 2.45 Lbs. 5351A 10-3/4" x 19"	
 5/16" x 5/8" 3.3 Lbs. 5413 8-1/2" X 19"	 5/16" x 5/8" 2.80 Lbs. 6182E 10" X 19-1/2"	 5/16" x 5/8" 2.45 Lbs. 6182C 7-1/2" X 15-3/4"	 5/16" x 5/8" 1.94 Lbs. 5346B 6-1/2" X 9-3/8"	 5/16" x 5/8" 1.1 Lbs. 5346A 4-1/4" X 6"	 5/16" x 5/8" 1.7 Lbs. 6182B 7-1/2" X 10-3/4"	 5/16" x 5/8" 1.0 Lbs. 6182A 3-3/4" X 6"	 5/16" x 5/8" 0.77 Lbs. 6182D 2-3/4" X 4-1/2"	 5/16" x 5/8" 0.71 Lbs. 6183D 3" X 4-1/2"
 R 1/2" 1.0 Lbs 5012C 4-1/2" X 8-1/2"	 R 1/2" 1.41 Lbs 5012D 6-1/2" X 10"	 R 1/2" 1.0 Lbs 5026 5-1/4" X 10"	 5-1/2" x 16-1/2" R 1/2" 1.56 Lbs 5025C	 R 1/2" 1.81 Lbs 5014 5" X 17-1/2"	 R 1/2" 1.6 Lbs 5341A 8" x 9-1/2"	 R 1/2" 2 Lbs 5341B	 R 1/2" 2.5 Lbs 5341C	
 Sq. 1/2" 0.8 Lbs 5584 4" x 5-3/4"	 1/4" x 1/2" 0.35 Lb. 5484 4" x 6"	 3/8" x 5/8" 1.1 Lb. 5013D 6-1/2" x 4-1/8"	 Sq. 1/2" 0.92 Lbs SR6 4" x 6"	 Ø 4" 1/4" x 1/2" 0.42 Lbs 5203	 Ø 4" Sq. 1/2" 0.8 Lbs SR4	 Ø 4" Sq. 1/2" 0.8 Lbs 5204	 Ø 4" 1/4" x 1/2" 0.5 Lb. 5483	

PLEASE NOTE: SOME PRODUCTS MAY NEED TO BE SPECIAL ORDERED

 <p>5-1/8" x 8"</p> <p>5245 5246 1/4" x 9/16" .85 LBS 5245A 5246A 5/16" x 5/8" 1.3 LBS</p>		 <p>5247 5248 1/4" x 9/16" .9 LBS 5247A 5248A 5/16" x 5/8" 1.4 LBS 5-1/8" x 9-5/8"</p>		 <p>5253 5254 1/4" x 9/16" .8 LBS 5253A 5254A 5/16" x 5/8" 1.1 LBS 5" x 7"</p>		 <p>5500 5501 Sq. 1/2" 3.3 LBS 10-1/4" x 13-3/4"</p>	
 <p>5494 5495 R 1/2" 4.5 LBS 19-3/8" x 12"</p>		 <p>5472 5473 5/16" x 5/8" 2.1 LBS 8-1/2" x 11-1/4"</p>		 <p>5474 5475 5/16" x 5/8" 2.7 LBS 9-3/8" x 12"</p>			
 <p>5488 5489 Sq. 1/2" 2.1 LBS 8" x 11"</p>		 <p>5490 5491 R 1/2" 3.3 LBS 12-1/2" x 15"</p>		 <p>Sq. 1/2" 5492A 5493A 12-1/2" x 15" 5.0 LBS</p>			
 <p>5249 5250 1/4" x 9/16" 1.6 LBS 5-1/4" x 16-1/4"</p>		 <p>9-3/4" x 20" 5251 5252 1/4" x 9/16" 1.9 LBS 5251A 5252A 5/16" x 5/8" 2.5 LBS</p>		 <p>5526 5527 1/4" x 1/2" 1.4 LBS 5-1/4" x 15-1/2"</p>		 <p>1.6 LBS 5262A 3/8" x 5/8" 5-1/4" x 10"</p>	
				 <p>3-1/2" x 27-3/4" 6168A/B 1.75 LBS 1/4" x 1/2"</p>			

 5112A 3-3/8" X 7" 0.6 Lbs.	 5112 5112B 2-3/4" x 4" 0.38 Lbs. 5112C 3-3/8" x 5" 0.42 Lbs. 5112D 4" x 5-3/4" 0.55 Lbs. 5112E 5-1/4" X 9-5/8" 0.73 Lbs.	 5124 5124A 2-3/4" x 6-1/8" 0.38 Lbs. 5124B 3" x 7-1/2" 0.55 Lbs. 5124C 4" x 10" 0.66 Lbs. 5124D 4" x 11" 0.89 Lbs. 5124E 4" x 12" 0.93 Lbs.	 5125 5125A 3" x 6-3/4" 0.44 L 5125B 3-1/8" x 7-1/2" 0.6 L 5125C 4" x 10" 0.7 L 5125D 4" x 12" 0.75 L 5125E 4" x 13-1/2" 0.8 L 5125F 4" x 16" 0.9 L			
 5225D 5-1/4" x 11" 1.6 Lbs.	 5224 5-1/2" x 15-3/4" 2.2 Lbs.	 5225 8" x 16-1/2" 2.6 Lbs.	 5226 7-1/2" x 13" 2.2 Lbs.	 5227 9-1/2" X 21-3/8" 4.7 Lbs.	 5228 6" X 20" 3.2 Lbs.	
 5222C 6" x 8-7/8" 1.67 Lbs.	 5224B 4" x 10" 1.6 Lbs.	 5224S 5" x 12-1/4" 2.3 Lbs.	 5195 5-1/8" x 6-1/8" 5/8" x 5/8" 1.6 Lbs.	 5270 6-3/4" x 10" 1/4" x 5/8" 1.65 Lbs.	 5192 5-1/4" x 9-5/8" 1/4" x 1/2" 1.2 Lbs.	
 5418A 5-3/4" X 18-1/4" 3.2 Lbs	 5418B 9" X 16-1/2" 2.3 Lbs	 5418C 5-1/2" X 8-3/4" 1.4 Lbs	 5419 4-1/2" x 9-5/8" 1.2 Lbs	 5420 7-1/2" x 17-1/4" 2.42 Lbs	 5421 3-1/2" x 5-1/2" .76 Lbs	 5424C 5-3/4" X 10" 1.43 Lbs

PLEASE NOTE: SOME PRODUCTS MAY NEED TO BE SPECIAL ORDERED



Sq 3/4"

5615

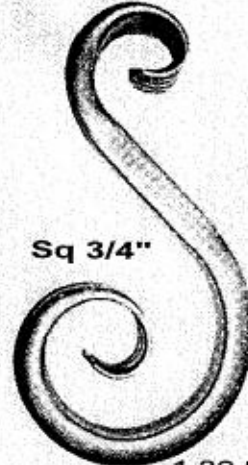
11-3/8" x 30-1/4"
7.26 Lbs.



Sq 3/4"

5626C

9-3/4" x 19-5/8"
2.6 Lbs.



Sq 3/4"

5626B

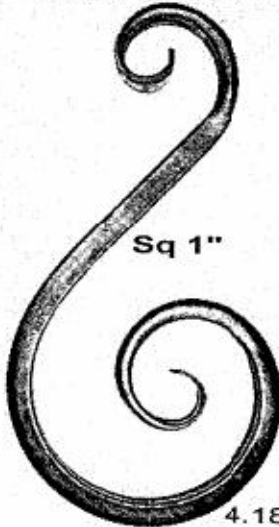
5" x 10"
1.32 Lbs.



Sq 3/4"

5612C

4-3/4" x 8-3/8"
1.17 Lbs.



Sq 1"

5625C

9-3/4" x 19-5/8"
4.18 Lbs.



Sq 5/8"

3-1/2" x 10"

5624A

.66 Lbs.



Sq 5/8"

1.45 Lbs.

5624B

5-1/2" x 15-5/8"



Sq 5/8"

5625D

10" x 20-3/8"
1.90 Lbs.



Sq 5/8"

5625B

6-1/4" x 13-1/2"
1.15 Lbs.



Sq 5/8"

5625A

4-3/4" x 10"
.85 Lbs.



Sq 5/8"

5612B

4" x 7-3/4"
.75 Lbs.



Sq 5/8"

5612A

3-7/8" x 5-3/4"
.47 Lbs.



Sq 5/8"

5625

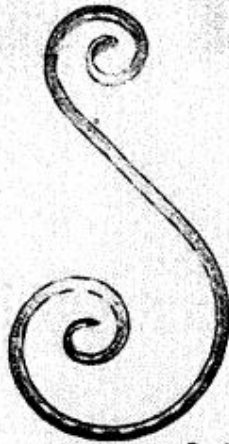
3-3/4" x 8"
.65 Lbs.



Sq 5/8"

5612D

5-3/4" x 9-3/4"
.95 Lbs.



Sq. 1/2"

5225E

8" x 16-1/2"

2.68 Lbs



Sq. 1/2"

5226E

7-3/4" x 16-1/2"

2.82 Lbs



Sq. 1/2"

5234A

3-3/8" x 10-1/2"

1.36 Lbs



Sq. 1/2"

2.48 Lbs

5234C



Sq. 1/2"

5235A

5-1/2" x 11-1/2"

1.9 Lbs



Sq. 1/2"

5235B

5-1/2" x 15-3/4"

2.1 Lbs



Sq. 1/2"

6115

13" x 32-1/4"

9.8 Lbs



Sq. 1/2"

4.0 Lbs

6161AH



Sq. 1/2"

5232B

6" x 8-3/4"

1.95 Lbs



Sq. 1/2"

5232A

3-1/2" x 7"

1.2 Lbs



Sq. 1/2"

5515B

10-1/2" x 16-3/4"

2.2 Lbs




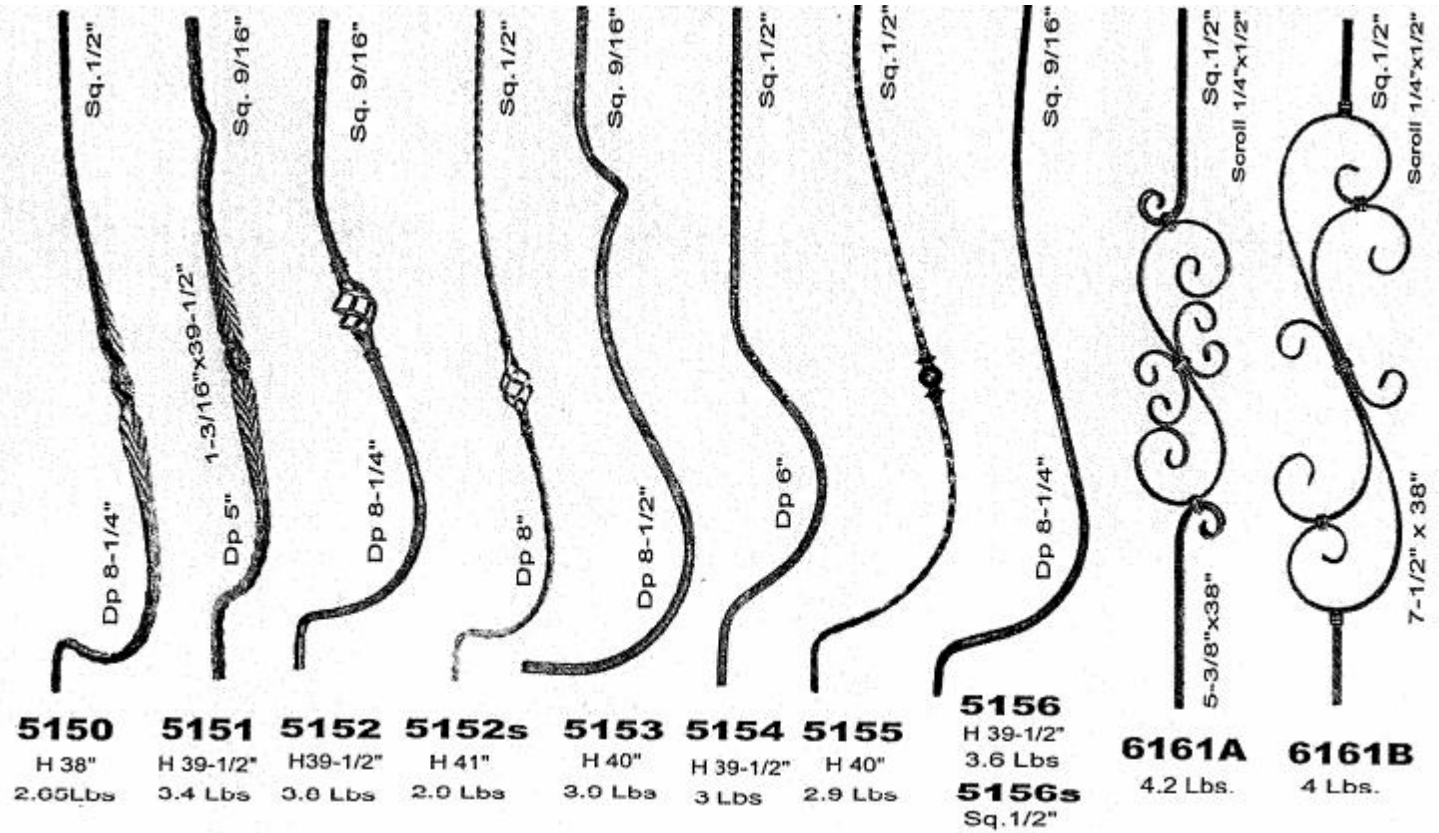
Sq. 1/2"

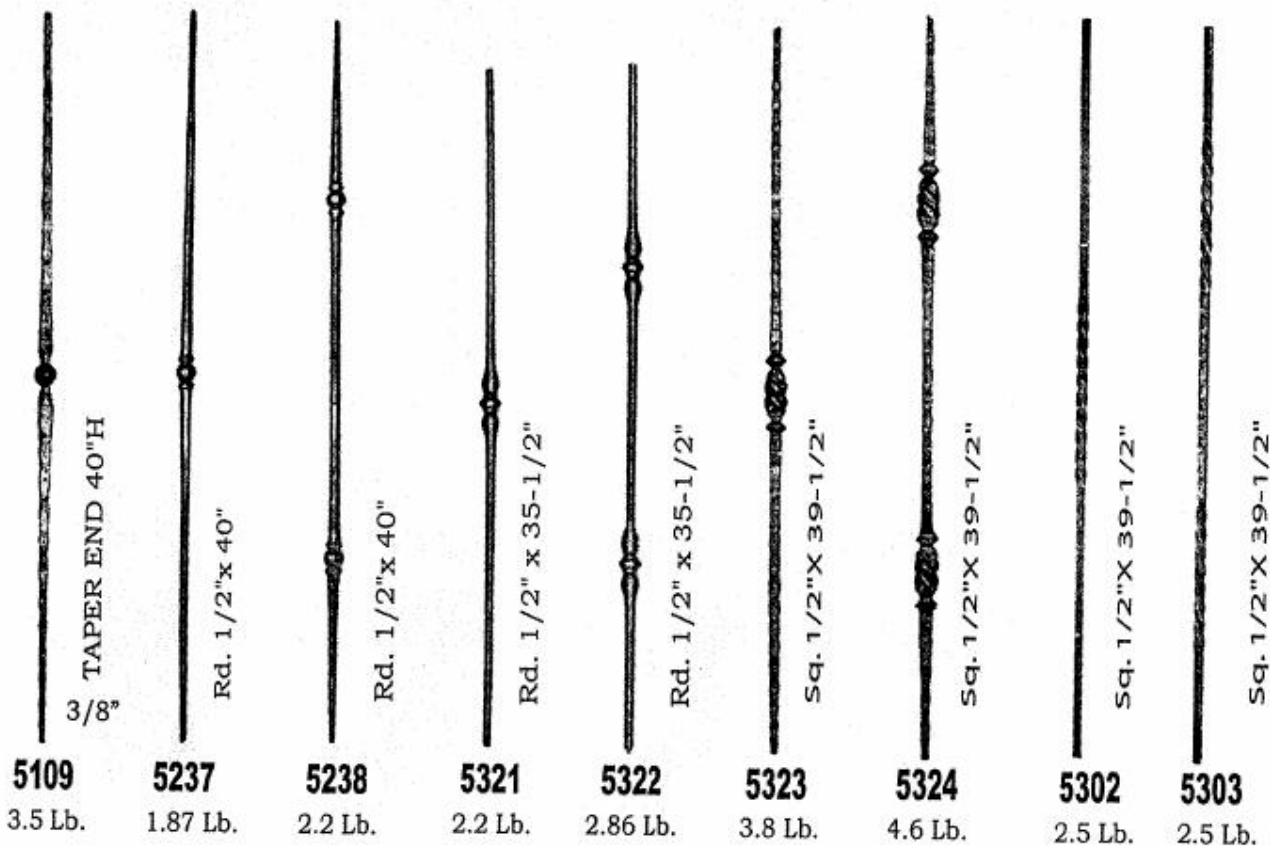
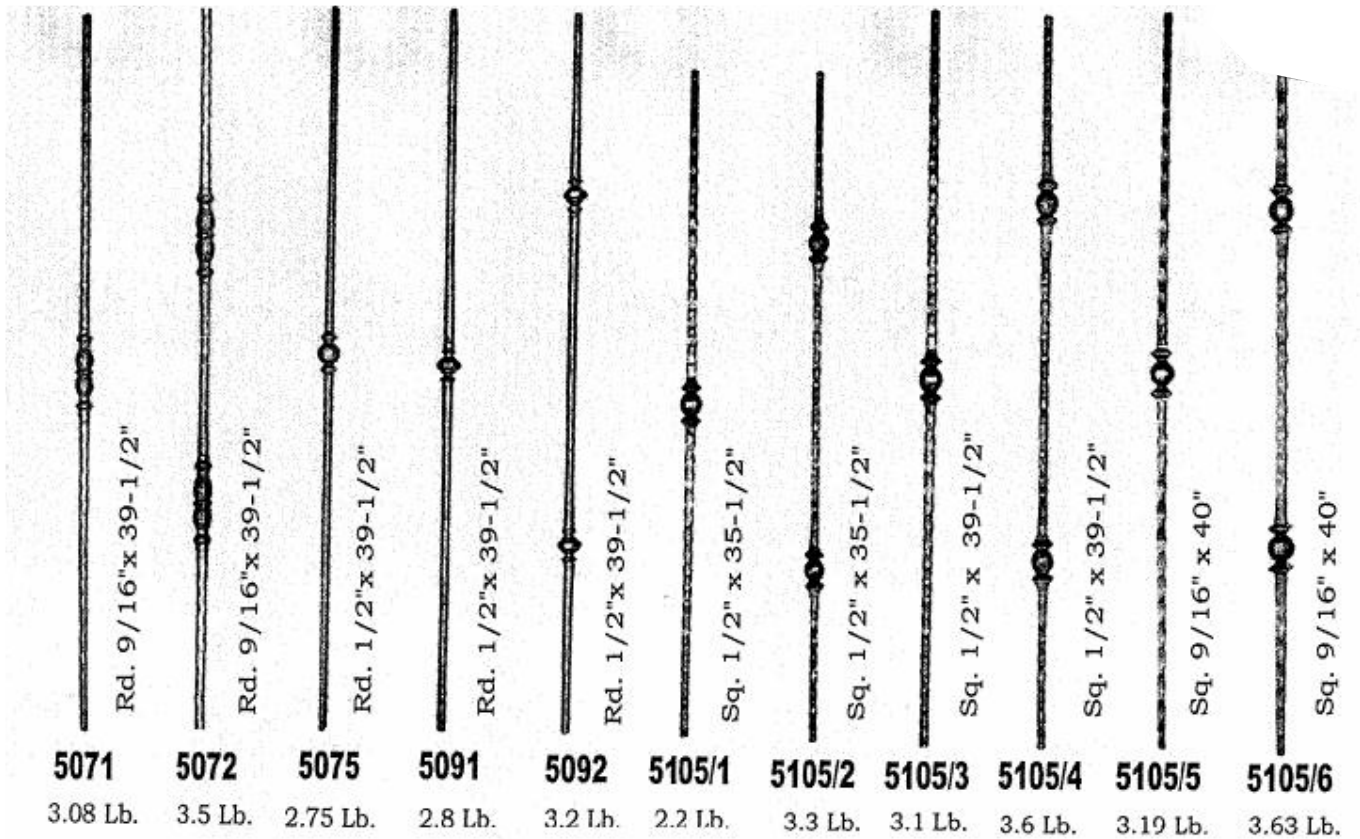
5584E

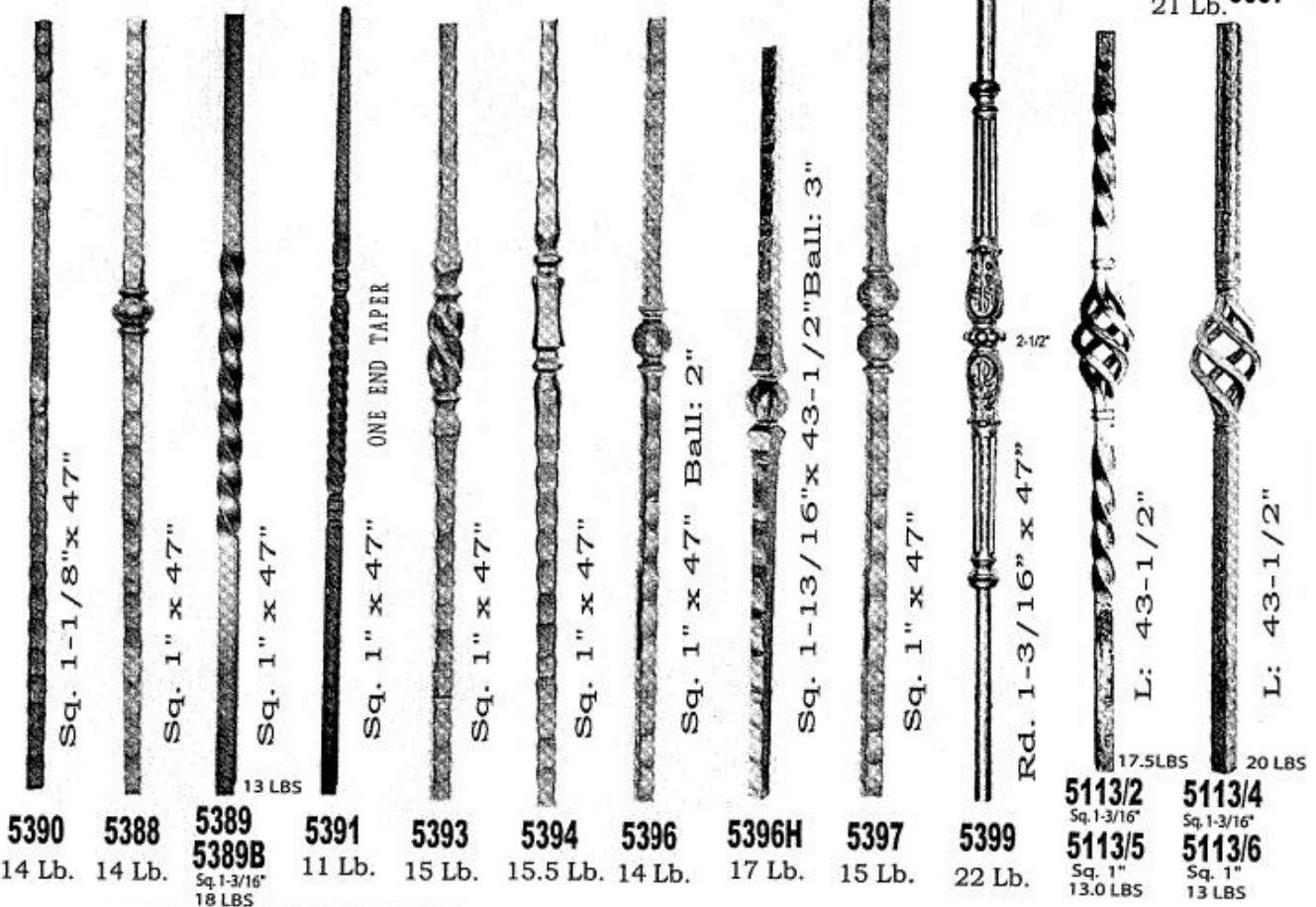

4" x 5-3/4"


0.75 Lbs













5440 3.5 Lb. **5438** 3.0 Lb. **5981** 5.2 Lb. **6121** 3.2 Lb. **6121A** 2.7 Lb. **6122** 3.0 Lb. **6123** 3.0 Lb. **6124** 2.6 Lb. **6125** 2.4 Lb. **6127** 5.1 Lb. **6128** 5.2 Lb. **6129** 3.35 Lb. **6165** 5.0 Lb. **6166** 2.2 Lb. **6167** 5.1 Lb.



5224 2.6 Lb. **6225** 2.4 Lb. **6402** 2.9 Lb. **6403** 2.7 Lb. **6410** 2.6 Lb. **6411** 2.4 Lb. **6412** 3.6 Lb. **6413** 3.3 Lb. **6414** 2.4 Lb. **6415** 2.1 Lb. **6126** 3.5 Lb. **5104** 3.3 Lb. **6017** 5.0 Lb. **6641** **6642** **6643** 1/2" Sq. **6644** 7.7 Lb. 9-1/16"x35-7/16"

PLEASE NOTE: SOME PRODUCTS MAY NEED TO BE SPECIAL ORDERED



.21 Lbs.
2038L/R
5-1/4" x 3-1/4"




.044 Lbs. 250
2041
20 GA 1-1/2" x 4-3/4"



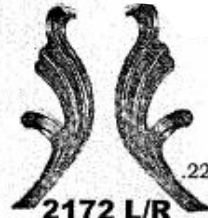
.055 Lbs. 200
2042
20 Ga. 2-1/4" x 4-1/2"



.05 Lbs.
2044L/R
4" x 2"



.08 Lbs.
2047L/R
5" x 2-1/2"



.22 Lbs.
2172 L/R
2" x 6-1/2"



11Ga. .176 Lbs. 250
2112
2-1/2" x 4-1/8"



11Ga. .132 Lbs. 200
2113
2-1/2" x 2-3/4"



11Ga. .132 Lbs. 200
2114
3-3/8" x 2-1/2"



11Ga. .13 Lbs. 200
2115
4-1/2" x 1-5/8"



.20 Lbs.
2040
8" X 4-12"



.19 Lbs.
2131
5-5/8" x 3-1/4"
14 GA



.41 Lbs.
2131B
5-3/4" X 3-1/2"



.10 Lbs. 11 Lbs.
2132
4-1/4" x 2-1/2" **2133**
14 GA



4-3/4" x 1-1/2"



.21 Lbs.
2135L/R
6" x 2-1/2"



.28 Lbs.
2136
6-1/2" x 3"



.11 Lbs. 250
2137
2" X 4"



.250
14Ga. .066 Lbs.

2138

.055 Lbs. 14Ga.
2139
2" X 3-1/2" 1-3/8" X 4-1/2"



500 .10 Lbs. 16 GA
2080
R 2-1/2"



.088 Lbs.
2081
R 2-3/8"



.165 Lbs.
2082
R 3-1/2"



.08 Lbs.
2153
R 2"



.11 Lbs.
2154
2-1/2" X 14 GA



.121 Lbs.
2155
2-5/8" X 13 GA



.30 Lbs.
2120
R 4-1/2"
18Ga.



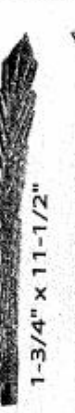
6-3/4" X 1"



100



1-3/4" x 11-1/2"



1-3/4" x 11-1/2"



1-3/4" x 11-1/2"



1-3/4" x 11-1/2"



11 Ga.



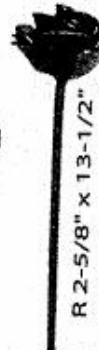
11 Ga.



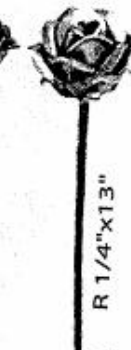
11 Ga.



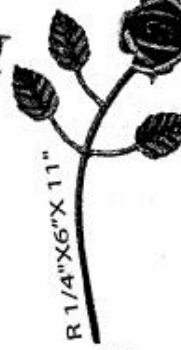
11 Ga.



.53 Lbs.
2160



.40 Lbs.
2160A



.45 Lbs.
2161



R 1/4" X 11"

1.6 Lbs.
2161A

.07 Lbs.
2140

.31 Lbs. 14 GA
2141A

.31 Lbs. 14 GA
2141B












































.40 Lbs. 11 Ga.
2141C

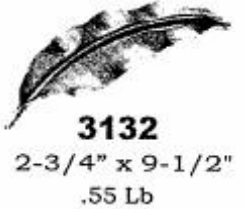
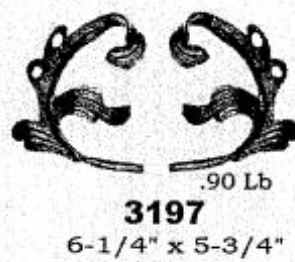
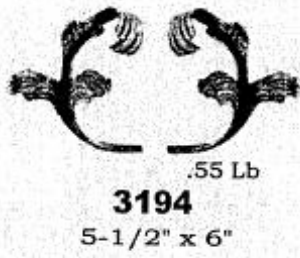
.40 Lbs. 11 Ga.
2141D

.24 Lbs. 9"X2"
2142

.24 Lbs. 8-3/4"X2"
2142A

.24 Lbs. 8-3/4"X2"
2142B

 .26 Lb. 200 14 Ga. 2162 R 2-3/8"X1-5/8"	 .22 Lb. 2162A R 2-1/4"X2-3/4"	 .46 Lb. 2163 R 3-1/4"X4"	 .07 Lb. 2163A R 3" X 2"	 .10 Lb. 2164 R 3" X 2"	 .07 Lb. 2164A R 2" X 2"			
 .07 Lb. 2165 R 2-3/4"X2"	 .22 Lb. 2166 R 3-1/2"	 100 .18 Lb. 2176 R 2-5/8" 10Ga.	 .06 Lb. 2176N R 3/8"X1--3/8" Head:5/8"	 100 .13 Lb. 2177 R 2-5/8"X 10Ga.	 .12 Lbs. 100 2178 R 2" x 10Ga.	 .04 Lb. 2178N R 5/16" Head:1/2"		
 .09 Lbs. 300 2179 R 2" x 10Ga.	 80 .39 Lbs. 2180 R 3-1/2"x 10Ga.	 150 .17 Lbs. 2181 R 2-3/4"x 11Ga.	 .13 Lbs. 2181s R 2-7/8"	 60 .38 Lbs. 2182 R 4"x 11Ga.	 .60 Lbs. 2186 R 3-9/16"			
 .022 Lbs. 500 2189 1-1/4"x 1-3/4"	 .06 Lbs. 2189B 1-1/2"x 2-1/8"	 500 2190 1-1/2"x 3" .033 Lbs.	 .03 Lbs. 2193 1-1/8" x 2-1/2"	 .044 Lbs. 2194 1-3/8" x 2-3/4"	 .09 Lbs. 3114 1-3/4"x 2-1/2"	 .22 Lbs. 3115 2"x 4-3/8"	 .08 Lbs. 3116 1-1/2" x 3-5/8"	 2-1/4" x 5" 16 Lbs. 3117
 3122	 .06 Lb. 3122A R 1-1/8"	 100 2187 R 3-5/8" x 11Ga.	 .17 Lb. 3187 R 3-1/4"	 .352 Lb. 3120 R 1-3/4"	 .32 Lbs. 3124 4-1/4" 10Ga.	 40 1.1 Lbs. 3123 6" x 10Ga. 79 Lbs.	 100 3125 R 3-1/2"	 .40 Lbs. 3126 R 3-1/2"
 100 .50 Lbs. 3127 R 4-3/4"	 200 .25 Lbs. 3127s R 3-1/4"	 150 .27 Lbs. 3128 R 3-1/2" 11G.	 50 .61 Lbs. 3129 R 4-3/4" 11G.	 .48 Lbs. 3119L/R 4" x 6-5/8"	 .46 Lbs. 3121L/R 3-1/8" x 8-1/4"			



 0.83 LBS. 20 4111 7-1/8"x5-1/2"	 0.6 LBS. 40 4112 6"x 5-1/8"	 0.71 LBS. 35 4113 6" x 4-3/4"	 0.42 LBS. 50 4114 5" x 3-1/2"
 0.62 LBS. 25 4115 8" x 4-3/8"	 0.32 LBS. 60 4116 4-1/8"x 3-3/4"	 1.25 LBS. 20 4122 8"x 7-1/4"	 1.45 LBS. 14 4119 8-1/2"x4-3/4"
 0.3 LBS. 100 4121 3-3/8"x2-3/4"	 0.75 LB. 4158L/R 4" x 6-1/2"	 0.36 LBS. 100 4118 5" x 2-3/8"	 0.86 LBS. 25 4117 7-7/8"x4-1/8"
			 0.22 LB 200 4128 4"x2-1/8"
 0.75 LBS. 50 4120 R 4"	 0.95 LB 4130 R 4-5/8"	 0.45 LB. 4230 3-3/4"x4-1/4"	 0.81 LB 25 4129 4-1/2"x5-3/8"
	 0.28 LB 4130s R 3-1/2"	 0.27 LBS. 100 4125 3-1/2"x3-1/2"	 0.33 LBS. 100 4126 R 3-1/2"
 0.80 Lbs. 50 4124L/R 4-1/2" X6-1/8"	 0.40 Lbs. 100 4124B 3-1/4"x5-1/4"	 0.26 Lbs. 100 4123L/R 3"x4-1/2"	 0.53 Lbs. 100 4138 3-3/8"x1-3/4"
		 0.80 Lbs. 20 4138B 5-1/4"x3-1/4"	 0.81 Lbs. 40 4132 5-1/2"x4-3/8"
			 2-3/16"x7-7/8" 4103 0.99 LB.
			 3"x7-3/4" 4104 0.85 LB.
 2"x11-1/4" 50 0.69 Lbs. 4133	 2"x10-1/4" 50 0.69 Lbs. 4133B	 2"x8-3/4" 50 0.44 Lbs. 4133C	 11-1/2"x2-5/8" 50 0.48 LB 4131A
	 8-5/8"x2" 100 0.24 LB 4131B	 3-1/8"x11-1/4" 35 0.72 Lbs. 4134	 15 1.61 Lbs. 4135 9-7/8"x5-1/8"
			 30 0.79 Lbs. 4136 6-3/4"x3-1/8"
			 40 0.48 Lbs. 4137 6-3/4"x3"

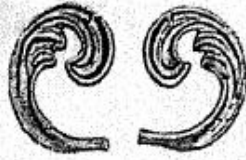
 0.31 Lbs. 70 4139L/R 2-1/2" X 5"	 2.3 Lbs. 25 4140L/R 9" x 5-1/8"	 0.25 Lbs. 100 4141L/R 3-1/4" X 2"	 1.46 Lbs. 20 4150L/R 6-3/4" x 6-1/2"	 0.15 Lbs. 200 4148 2-1/8" x 2-1/8"	 0.22 Lbs. 200 4149 R 2-1/2"		
 1.2 Lbs. 20 4143L/R 9-5/8" x 5-3/4"	 1.56 Lbs. 20 4144L/R 11-1/2" x 4-3/4"	 1.1 Lbs. 20 4145L/R 5-1/8" X 8-5/8"	 0.38 Lbs. 50 4146L/R 2-3/4" X 5-3/4"	 0.8 Lbs. 50 4156L/R 4" x 7-3/4"			
 0.37 Lbs. 200 4151 2-1/2" X 4-1/8"	 0.53 Lbs. 200 4152 3-1/8" X 5-1/4"	 0.33 Lbs. 200 4153 3-1/8" X 3-1/4"	 0.17 Lbs. 200 4154 R 2-3/8"	 0.16 Lbs. 200 4259S 3" x 3"	 0.3 Lbs. 200 4259 3-3/4" x 3-3/4"	 0.42 Lbs. 50 4159 4-3/4" x 4-3/4"	
 0.42 Lbs. 25 4242 3-1/2" x 2-3/4"	 0.15 Lbs. 25 4271 3" x 2-3/8"	 3.75 Lbs. 25 4155 7-1/4" x 6-1/4"	 0.77 Lbs. 25 4166 4" x 8"	 0.4 Lbs. 25 4163 5-1/8" X 2-3/4"			
 0.98 Lbs. 25 4169L/R 6" x 7"	 0.28 Lbs. 80 4165 3-1/8" x 3-1/8"	 0.28 Lbs. 50 4164 3" x 3"	 0.9 Lbs. 35 4170 4-1/2" x 5-1/8"	 0.68 Lbs. 25 4172 7-1/4" x 2-3/4"	 0.30 Lbs. 25 4172S 5-3/4" x 3-1/2"		
 2.85 Lbs. 25 4157L/R 15" x 7-1/2"	 0.77 Lbs. 25 4110 4" x 8-1/4"	 0.31 Lbs. 80 4161 1-3/8" x 5"	 0.44 Lbs. 70 4142 7-1/2" x 3-1/8"	 0.75 Lbs. 25 4167 7-7/8" x 2-3/8"	 0.45 Lbs. 25 4168 3-7/8" x 7-1/4"	 1.44 Lbs. 25 4147 1-1/8" x 8"	 1.95 Lbs. 25 5041 14-1/2" x 3-1/4"



0.14 Lbs. 200
4178
4-1/8" x 1-9/16"



0.34 Lb. 100
4179
2-1/4" x 6-1/4"



0.22 Lb. 130
4180
3" x 2-3/8"



0.16 Lb. 200
4181
2-3/4" x 1-1/2"



0.4 Lb. 60
4182
4-3/8" x 3-1/2"



0.9 Lb. 15
4184
10" x 4-3/4"



1.28 Lb. 35
4185
6-7/8" x 3-3/8"



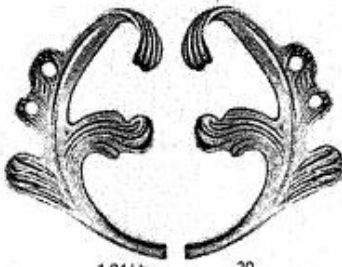
0.52 Lb. 50
4186
8-7/8" x 4-1/2"



1.6 Lb. 20
4187
14" x 7-7/8"



0.26 Lb. 100
4228
4-1/4" x 2"



1.04 Lb. 20
4215L/R
8" x 6"



.0.3 Lb. 70
4188
2-3/4" x 6-3/8"



0.65 Lb. 40
4192
6-1/4" x 3-1/2"



.0.6 Lb. 25
4160
9-1/2" x 2-3/4"



15 1.9 Lb.
4295
4-1/2" x 11"



.51 Lb. 50
4222
4-7/8" x 4-1/4"



.82 Lb. 70
4258L/R
5" x 7"



.31 Lb. 70
4219
5-1/2" x 2-3/4"



.31 Lb. 70
4233
5" x 1-3/4"



.0.8 Lb. 25
4190
4-1/2" x 7"



1.35 Lb. 25
4183
8-1/2" x 6"




0.65 Lb. 100
4235
3" x 8-1/2" - 10G



.0.39 Lb. 50
4241
1-3/8" x 3-3/8"



.31 Lb. 50
4222S
2-3/4" x 3"



0.58 Lb. 50
4253
3-1/2" x 3-1/2" x 1/2"



0.58 Lb. 50
4254
4" x 4" x 1/2"



0.66 Lb. 50
4255
3-1/2" x 3-1/2" x 1/2"




0.6 Lb. 50
4227
R 4-1/2"



0.8 Lb. 40
S6
R 4"



0.352 Lb. 100
S14
R 3-1/2"




5115
2-3/8"x 4-1/4"
half grape

0.85 Lbs




5119
2"x 3"

1 Lb



5118
6" X 8"

B32 3.3 Lbs



5215
4-1/2"x6-1/2"x 3"H

B32 3.5 Lbs



5215A
4-1/2"x6"x 3"H

2.4 Lbs B24



5216
2-1/4"x 3-3/4"

B38 1.45 Lbs




5216A
3" x 6"

B24 1.7 Lbs



5217
5"x 7-1/2"

B34 3.5 Lbs



5217S
2-3/4"x5-3/4"

B24 1.8 Lbs



5218
2-3/4"x 6"

B32 1.75 Lbs



5219
1-1/4"x 5"

.22 Lbs



4124L/R
4-1/2" X6-1/8"
0.8 Lbs

50



4124B
3-1/4"X5-1/4"
0.40 Lbs

100



4123L/R
3"X4-1/2"
0.26 Lbs

100



4159
4-3/4"x 4-3/4"
0.42 Lbs

50



2183
3-1/2"x 3-1/2"
0.27 Lbs

80



2184
2-3/4"x 2-3/4"
0.13 Lbs

150



2185
2"x 2"
0.09 Lbs

250

Hollow Steel Balls



- Ø 1" Ø 3"
- Ø 1-1/4" Ø 4"
- Ø 1-1/2" Ø 5"
- Ø 2" Ø 6"
- Ø 2-1/2" Ø 8"
- Ø 2-3/4" Ø 12"

Solid Steel Balls



- B15S** Ø 1/2"
- B18S** Ø 5/8"
- B20S** Ø 3/4"
- B25S** Ø 1"

Hammered Steel Balls



- B30S** Ø 1-3/16"
- B35S** Ø 1-3/8"
- B40S** Ø 1-9/16"
- B50S** Ø 2"

- B25H** Ø 1"
- B30H** Ø 1-3/16"



- B20H** Ø 3/4"

Hollow Steel Hemisphere



- HB1H** Ø 1"
- HB112H** Ø 1-1/2"
- HB2H** Ø 2"
- HB24H** Ø 2-7/16"
- HB27H** Ø 2-3/4"

Forged Steel Balls



- B20F** Ø 3/4"

ALUMINUM DESIGNS



103²⁰
7-1/2" x 13-1/2"



107²⁰
7-3/4" x 17-3/8"



123³⁰
7-1/8" x 14-1/2"



144⁵⁰
7-1/2" x 14-1/4"




172⁵⁰
7-5/8" x 14"



187⁸⁰
4-3/4" x 8-1/2"



188⁵⁰
7" x 13"



192⁸⁰
7-1/4" x 14-1/2"



195²⁰⁰
3-3/4" x 3-1/2"



196⁸⁰
8" x 6"



210⁵⁰
7-1/4" x 14-1/2"



211⁵⁰
7" x 16-1/2"



242⁶⁰
7-1/8" x 9"



245⁵⁰
7" x 16-1/4"



244⁸⁰
5-3/4" x 7-1/4"



252²⁰
7-1/2" x 18-1/4"



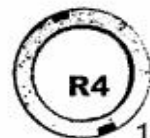
263³⁰
6-5/8" x 17-1/4"



264³⁰
6-5/8" x 17-1/4"



275³⁰
6" x 15-1/4"



R4¹⁰⁰
R4" x 1/2"



ASC1¹⁰⁰



ASC114

1" x 1" 1-1/4" x 1-1/4"
ASC112 1-1/2" x 1-1/2"

ALUMINUM DESIGNS



181

15

8-1/2"X22-5/8"



182

10

8-1/2"X27-1/2"



183

10

8-1/2"X24-1/4"



133

15

7-1/4"X27"



135

40

6-1/2"X18-1/4"



138

10

7-1/4"X26"



134

10

8-5/8"X25-1/2"



130

20

6-3/4"X19-1/2"



120

15

7-5/8"X27-1/4"



247

10

7-3/4"X29-1/4"



117

10

8"X29-1/4"



174

20

6"X29-1/2"



151

19"X7-1/2"

20



258

20-3/4"X4"

20

ALUMINUM DESIGNS



119 10
7-3/4" x 26-1/2"



106 20
6-1/2" x 20-1/2"



105 10
8-1/4" x 28"



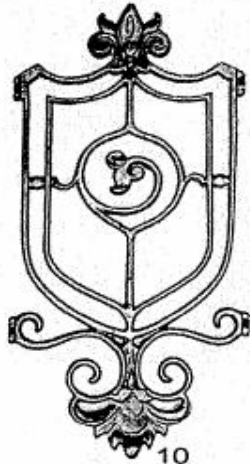
113 15
7" x 21"



102 20
8" x 13-1/2"



30
110
8-1/4" x 16-1/2"



10
146
11" x 22-1/2"



LEO-L



LEO-R

10
10" x 20"



SLEO-L



SLEO-R

30
8" x 10-1/2"

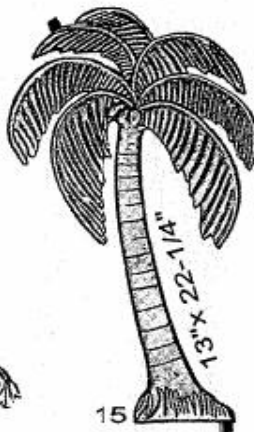


EAGLE

15
13-1/2" x 17-1/2"



20
10" x 20-3/8" **190**



15
BAP-L/R



40
SAP-L/R




10
236
8-1/2" x 22"




10
11" x 27" **122**

ALUMINUM DESIGNS



126 ¹⁰
11" x 26-1/2"




179 ⁵
21-1/4" x 31"




139 ¹⁰
10-1/2" x 26"



124 ¹⁰
7-3/4" x 25-5/8"




AH3-L ¹⁰




AH3-R ¹⁰
20-1/4" x 10"



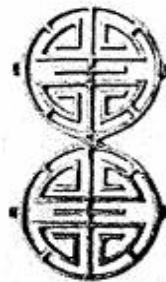
129 ⁶
19-3/4" x 27-5/8"



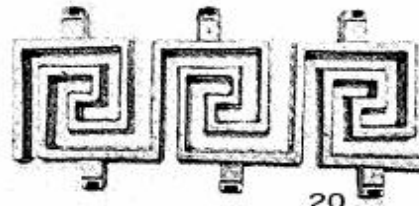
184 ⁶
15" x 27-3/4"



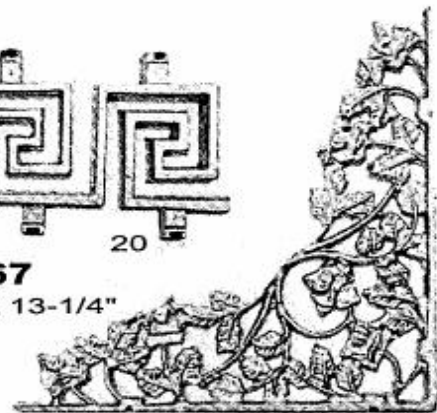
185 ⁶
21-5/8" x 21-5/8"



238 ²⁰
9-3/4" x 18"



167 ²⁰
5-3/4" x 13-1/4"



114 ²⁰
15" x 15"



4171M
2-1/2" X 5" 0.55 Lb.
4171S
2" X 4-1/4" 0.36 Lb.



4171BM
2-1/4" X 5" 0.43 Lb.
4171BS
2" X 4-1/4" 0.28 Lb.



0.66 Lb.
4173
2-1/4" X 7"



1.0 Lb.
4174
2-5/8" X 8"



0.70 Lb.
4174M
2-1/2" X 6-3/4"



0.60 Lb.
4175
2-1/2" X 5-1/2"



0.48 Lb.
4176M
3" X 5-1/2"



0.65 Lb.
4191M
1-3/4" X 5-7/8"



0.53 Lb.
4194M
2-3/4" X 6"



0.27 Lb.
4194S
2-1/4" X 4-1/2"



0.33 Lb.
4195
1-5/8" X 5-1/8"



0.42 Lb.
4196M
2-5/8" X 5-1/4"



0.65 Lb.
4197
2" X 6-1/4"



0.80 Lb.
4198M
2-1/2" X 4-3/4"



0.58 Lb.
4199
2-5/8" X 6-1/8"



0.62 Lb.
4223M
2-1/2" X 6-1/2"



4225
2-3/8" X 4-3/4" 0.3 Lb.
2-3/4" X 6" 0.6 Lb.
3-3/8" X 7-1/2" 0.9 Lb.



0.82 Lb.
4225A

3-3/8" X 6-3/4"



1.16 Lb.
4102
4-1/4" X 5-3/8"



0.90 Lb.
5320
1-1/2" X R 5-3/4"

FORGED STEEL



0.52 Lb.
3518 5/8"
1 7/8" x 2-1/4"H



0.43 Lb.
3536 1/2" 5/8"
1-5/8" x 2-1/2"



0.38 Lb.
3536R 5/8"

1-5/8" x 2-5/8"



0.40 Lb.
3530 5/8"
1-3/4" X 1-3/4"



0.25 Lb.
3209 1/2" 5/8"
R 1-5/8"



0.18 Lb.
S251H 5/8"
1" X 1-1/2"



0.11 Lb.
S209R 5/8"
R 1-1/4"

STEEL TUBULAR



0.176 Lb.
4530 "5/8"
1-1/2"H x 1-3/4"
0.154 Lb.
4530 "1/2"
1-1/2"H x 1-5/8"



0.154 Lb.
4530R 1/2"
1-1/2"H X 1-5/8"



0.264 Lb.
4536 1/2"
1-9/16" x 2-5/8"H



0.275 Lb.
4536 5/8"
1-3/4" x 2-5/8"H



0.253 Lb.
4536R 1/2" 5/8"
1-9/16" x 2-5/8"H



0.4 Lb.
4518 5/8"



0.66 Lb.
4258 5/8"
1-7/8"H X 1-7/8"
1-3/4" x 5"H



215

1/2" 5/8" 3/4"
2-1/8"x4-1/8"




217

1/2" 5/8" 3/4"
1-1/2"x 4-1/8"



217B

1/2" 5/8" 3/4" 1"
1-1/2"x 4-1/8"




218

1/2" 5/8" 3/4"
2-1/2"x 4-1/4"



227E

1/2" 5/8"
2-3/4" x 4-3/4"



227

5/8" 3/4" 1"
3" x 4-3/4"



223

5/8"
2-1/2" x 5-5/8"



224

1/2" 5/8"
3" x 4-3/4"



233

5/8"
2-7/8" x 7-1/2"



234

R 1/2"
2" x 6"



246

R 5/8"
1-1/2" x 5"



247

1/2" 5/8"
2-1/4" x 1"



248


BASE: R 1-5/8"
2" x 3-1/2"



249
BASE: R 1-5/8"
2-1/4"x4-1/2"



260B
1/2" 5/8" 3/4"
3-1/8"x4-3/4"




270
1/2" 5/8" 3/4"
2-5/8"x 5-7/8"



271
1/2"
2-3/8"x4-1/4"



272
5/8"
2"x4-3/4"



280
1/2" 5/8" 3/4"
3-3/8"x 6-3/8"



285 5/8"
2-1/2" x 4-5/8"



294
5/8"
2-3/8" x 4-1/2"



295
1/2" 5/8" 3/4"
3-1/4" x 5-3/8"



1400 G
10/box
295 1"
5" X 9"




671 3/4"
1-3/4" x 5-1/8"



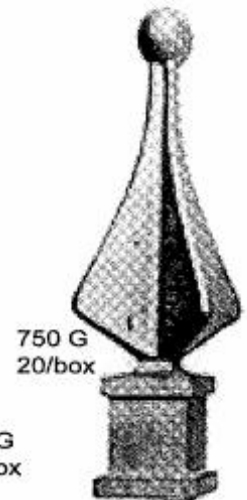
671 1"
2-1/4 x 8-1/8"



9Y -3/4"
2-5/8" x 5-3/4"



217 1"
2-1/8" x 8-1/4"



9Z 1"
2-1/4" x 8"



201-1/2"
200 Pcs/Box



201-5/8"
200 Pcs/Box



209R
1/2" 5/8"
200 Pcs/Box




209
1/2" 5/8" 3/4"
200 Pcs/Box



244 R 5/8"
1-5/8"x1-7/8"
100 Pcs/Box



219R - 5/8"
2-1/2" x 2-5/8"
50 Pcs/Box



229 1/2" 5/8"
2"x1-3/4 280G
50Pcs/Box



239R 5/8"
3/4"x2" 195G
80 Pcs/Box



242R 1/2"
1-1/2"x1-3/4
100 Pcs/Box



242R 5/8"
1-5/8"x1-3/4"
100 Pcs/Box



250 1/2" 5/8"
100 Pcs/Box



250R 5/8"1"
50 Pcs/Box
HOLLOW



251 - 1"
25 Pcs/Box



251 3/4"
50 Pcs/Box




251 5/8"
50 Pcs/Box



251 1/2"
100 Pcs/Box



255 1/2"
250 Pcs/Box



251 1-1/4"
24 Pcs/Box



251H1/2"
150 Pcs/Box



251H5/8"
120 Pcs/Box



251H3/4"
100 Pcs/Box



251V-1"
HOLE: 1" x 1"
50 Pcs/Box




251V3/4"
HOLE: 3/4 x 3/4"
100 Pcs/Box



251V5/8"
HOLE: 5/8" x 5/8"
100 Pcs/Box



251V1/2"
HOLE: 1/2" x 1/2"
150 Pcs/Box





PB3 Sq. 3"
PB4 Sq. 4"
PB5 Sq. 5"
PB6 Sq. 6"



PB1 Sq. 1"
PB114 Sq. 1-1/4"
PB112 Sq. 1-1/2"
PB2 Sq. 2"
PB25 Sq. 2-1/2"



PBH3
Ball: 3-1/2"
3-1/2"x5-1/2"
Sq. 3"
PBH2
2-1/2"x3-1/2"
Sq. 2"



PB3T
Sq. 3"
3-1/2"x6"
PB2T
2-3/8"x4-3/4"
Sq. 2"



PBB112
Sq. 1-1/2"
PBB114
Sq. 1-1/4"
PBB1
Sq. 1"
Ball Size: 1-1/2"




PBD1
Ball: 1"
Fits 1"
PBD34
Ball: 7/8"
Fits 3/4"

Cast Iron Post Cap



PC25 Sq. 2-1/2"
PC3 Sq. 3"
PC4 Sq. 4"
PC6 Sq. 6"




PC1 Sq. 1"
PC114 Sq. 1-1/4"
PC112 Sq. 1-1/2"
PC2 Sq. 2"




PC1M
Sq. 1"
150pcs/box

Cast Iron Shoe Cover



SSC-3
Sq. 3" B: 6"
15pcs/Box



SSC-112
Sq. 1-1/2" B: 3"
20pcs/Box



SSC-12
Sq. 1/2" B: 1-5/8"
200pcs/Box

SSC-4
Sq. 4" B: 8"
12pcs/Box

SSC-2
Sq. 2" B: 4"
30pcs/Box

SSC-114
Sq. 1-1/4" B: 3"
40pcs/Box

Plastic Cap



P114
Sq. 1-1/4"
1000pcs/Box



P1
Sq. 1"
1000pcs/Box



P 075
Sq. 3/4"
2000pcs/Box



P1121
1-1/2" x 1"
1000pcs/Box

P21
2" x 1"
1000pcs/Box



Batulster Holder

PHD14
9/16"



PR1
R 1"
2500pcs/Box



PR112
R 1-1/2"
1000pcs/Box

P2
Sq. 2"
400pcs/Box

P3
Sq. 3"
250pcs/Box

P 062
Sq. 5/8"
3000pcs/Box

P 050
Sq. 1/2"
5000pcs/Box

PR114
R 1-1/4"
1000pcs/Box

PR2
R 2"
500pcs/Box



PS1 Sq. 1" B: 3" 100pcs/Box
PS114 Sq. 1-1/4" B: 3" 100pcs/Box
PS112 Sq. 1-1/2" B: 3" 100pcs/Box
PS1124 Sq. 1-1/2" B: 4" 100pcs/Box
PS2 Sq. 2" B: 4" 100pcs/Box



Split Plastic Shoe Cover



SC25 Sq. 2-1/2"
150pcs/Box 0.14 Lbs.

SC3 Sq. 3"
200pcs/Box 0.19 Lbs.

SC4 Sq. 4"
100pcs/Box 0.22 Lbs.



SC1 Sq. 1"
500pcs/Box 0.03 Lbs.

SC114 Sq. 1-1/4"
400pcs/Box 0.046 Lbs.

SC112 Sq. 1-1/2"
400pcs/Box 0.065 Lbs.

SC2 Sq. 2"
400pcs/Box 0.1 Lbs.



C2
R 4"
0.8 Lbs



C3
R 3-1/4"
0.4 Lbs



C6
R 4"
1.0 Lbs



C12
R 3"
0.3 Lbs



C13
R 3-1/4"
0.4 Lbs



C14
R 3-1/4"
0.4 Lbs




C15
R 4-3/4"
0.9 Lbs



C16
R 2"
0.2 Lbs



C43
R 3-1/4"
0.4 Lbs



C49
R 7" 1.8 Lbs



C147
R 6" 1.2 Lbs



0.8 Lbs
C297
4-3/4" x 5-1/2"



C296
7-1/2" x 9"
2.56 Lbs



C298
3-1/2" x 5"
0.88 Lbs



C41
3-1/2" x 6-1/2"
0.9 Lbs



C42
4" x 4-1/2"
0.85 Lbs



C44L/R
3-5/8" x 8"
1 1 Lbs



10-1/4" x 18-1/4"
C5L
C5 8-1/2" x 15"
C4 7" x 11-3/4"



6-1/2" x 13"
C8
3.75 Lbs



11 Lbs
C7



C346
6" x 9"
1 Lbs



9" x 12-1/2"
2.70 Lbs
S351
5/8"



C151
8" x 20-1/4"
6.2 Lbs



4" x 7-3/4"
C27
0.9 Lbs



0.6 Lbs
C26
3-5/8" x 7"



0.9 Lbs
S25
5" x 6-7/8"



C10
6-1/2" x 10"
2 Lbs



C10A
9-1/4" x 12"
3.5 Lbs



C10B
9-3/4" x 12-1/2"
4.2 Lbs



C10C
9-1/4" x 14"
5.3 Lbs



C10E
13" x 17-3/4"
3.7 Lbs


WELDING HINGE HEAVY DUTY



WHR
3-1/2 x 2-1/4"
200 pcs/box
13 Ga 65 Lbs



WH303
3" x 3"
100 pcs/box
11 Ga 46 Lbs



WH404
4" x 4"
50 pcs/box
7 Ga 57 Lbs



WH505
5" x 5"
24 pcs/box
7 Ga 42 Lbs

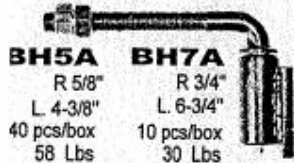


WH606 6 Ga
6" x 6" 16 pcs/box
42 Lbs



SPRING HINGE

3-1/2" x 3-1/2"
4" x 4"
48 pcs/box 40 Lbs
11 Ga



BH5A R 5/8"
L 4-3/8"
40 pcs/box
58 Lbs

BH7A R 3/4"
L 6-3/4"
10 pcs/box
30 Lbs

BARREL HINGE ADJUSTABLE



JB12 R 1/2"
JB58 R 5/8"
HANGER BOLT



BAT WING HINGE

BWM
200 pcs/box
34 Lbs



BWF
Hole: 1/2"
200 pcs/box
22 Lbs

BWF58
Hole: 5/8"
200 pcs/box
25 Lbs

BALL BEARING HINGE

BARREL HINGE



BH2 1/8" x 2"
00 pcs/box
35 Lbs

BH3 3/4" x 3"
33 Lbs

BB5 1"x5"
40 pcs/box
33 Lbs

BH5 1"x5"
58 Lbs

BB6 1-1/4"x6"
20 pcs/box
52 Lbs

BH7 1-1/4"x7"
20 pcs/box
70 Lbs

BH9 2"x9"
6 pcs/box
46.2 Lbs



BHR25
Ø 1"x6-1/2"
50 pcs/box

BHR30
Ø 1-3/16"x8"
25 pcs/box



TEARDROP HINGE


HS-12
Ø 1/2"x3"

HS-34
Ø 3/4"x5-1/2"

HS-58
Ø 5/8"x4-3/4"

HS-78
Ø 7/8"x6"

BASE PLATE



RC43
50 pcs/box
Hole: 7/16"
18 Lbs

RC44 Hole: 7/16"
30 pcs/box
22 Lbs

RC45 Hole: 1/2"
25 pcs/box
39 Lbs

RC46 Hole: 1/2"
20 pcs/box
46 Lbs

RC48 Hole: 5/8"
6 pcs/box
45 Lbs
3/8"

RC48S Hole: 5/8"
6 pcs/box
43 Lbs
5/16"

WELDING TAB




10 Ga
RC2
1" x 2-1/2"
HOLE: 3/8"
200 pcs/box
16.5 Lbs

10 Ga
RC2S
1" x 2"
HOLE: 3/8"
300 pcs/box
20 Lbs

10 Ga
RC3
1" x 1-1/2"
HOLE: 3/8"
400 pcs/box
22 Lbs

8 Ga
RC5
1-1/2" x 3-7/8"
HOLE: 3/8"
100 pcs/box
22.5 Lbs

SRB112 9 Ga
Sq. 1-1/2"x4"
100 pcs/box
53 Lbs



9 Ga
RC6
1-1/2" x 3"
HOLE: 3/8"
150 pcs/box
28 Lbs

9 Ga
RC7S
1" x 1-1/2" x 2"
HOLE: 3/8"
180 pcs/box
20 Lbs

9 Ga
RC7L
1" x 1-1/2" x 3"
HOLE: 3/8"
120 pcs/box
21 Lbs

9 Ga
RC8S
1-1/2" x 1-1/2"
HOLE: 3/8"
120 pcs/box
19 Lbs

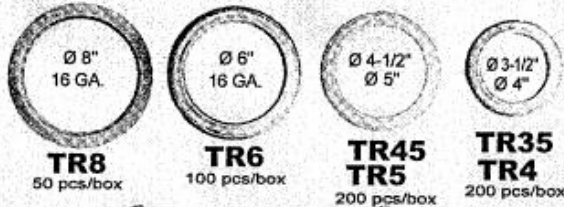
8 Ga
RC8L
1-1/2" x 3"
HOLE: 3/8"
80 pcs/box
23 Lbs



12 Ga
RC1S
1" x 2-1/2"
HOLE: 3/8"
230 pcs/box
20 Lbs

12 Ga
RC1L
1" x 3"
HOLE: 3/8"
200 pcs/box
20 Lbs

Sq. 1/2" STEEL TUBING RING



TR8
Ø 8"
16 GA.
50 pcs/box

TR6
Ø 6"
16 GA.
100 pcs/box

**TR45
TR5**
Ø 4-1/2"
Ø 5"
200 pcs/box

**TR35
TR4**
Ø 3-1/2"
Ø 4"
200 pcs/box



EBT-112A
Ø 1-1/2" O.D.
50 pcs/box



EB1 Ø 1" Ø 1-3/8" O.D. 100
EB114 Ø 1-1/4" Ø 1-5/8" O.D. 70
EB112 Ø 1-1/2" Ø 1-7/8" O.D. 50
EB2 Ø 2" Ø 2-3/8" O.D. 30

EBT-158A
Ø 1-5/8" O.D.
50 pcs/box




RP6 20/Box
RP12 12/Box

6" 12" NYLON WHITE GUIDE ROLLER

RUBBER GUIDE ROLLER
AXLE REMOVEABLE

RUBBER GUIDE ROLLER
WITH BEARINGS



RR12P
12/Box



RR6P
20/Box



RR3P
35/Box



RR3
35/Box



RR6
20/Box



RR12
12/Box

STEEL BASKET



BK24 2.7Lbs
1"x7-3/4"x3-1/2"
BK-28 4 Lbs
1-1/8"x3-3/4"x1-1/8"



BK-16 0.9Lbs
5/8"x5-3/4"x2-9/16"
BK-20 1.5Lbs
3/4"x6-1/2"x3-1/8"



BK-12 .5Lbs
1/2"x5"x2-3/8"
BK-14 .7Lbs
9/16"x5-1/8"x2-3/8"



BK10
1-3/4"x4-1/4"
.22Lbs



BK124
4-1/8"x7-3/8"
2 Lbs



BK118
3"x5"
0.9Lbs



BK115 3"x5-1/2"
0.62Lbs.
BK112 2-5/8"x5-1/8"
0.38Lbs. 1/2"



BK6R
Ø 2-5/8"
0.5Lbs



VR4
18pcs/box
Ø 4" CAST IRON
V-GROOVE WHEEL



VP4
18pcs/box
Ø 4" NYLON WHEEL WITH
DOUBLE BALL BEARINGS



VR4P
18pcs/box
Ø 4" CAST IRON
V-GROOVE WHEEL
WITH DOUBLE BALL BEARINGS



VR6
8pcs/box
Ø 6" CAST IRON
V-GROOVE WHEEL



VS6
1pc/box
Ø 6" SOLID STEEL
V-GROOVE WHEEL



VS4
2pcs/box
Ø 4" SOLID STEEL
V-GROOVE WHEEL



VS4P
10pcs/box
Ø 4" SOLID STEEL
ZINC PLATED WHEEL




V4WB Ø 4" CAST IRON
V-GROOVE WHEEL
WITH BOX
10sets/box



V4B 4" STEEL
WHEEL BOX
20pcs/box




LB100DB
1" Double Bubble
Lock Box




LB114SB
1-1/4" Single Bubble
Lock Box




V6B Hole: Ø 1/2"
for VR6
V6PB Hole: Ø 5/8"
for VS6
15pcs/box



LB114DB
1-1/4" Double Bubble



LB100SB
1" Single Bubble
Lock Box

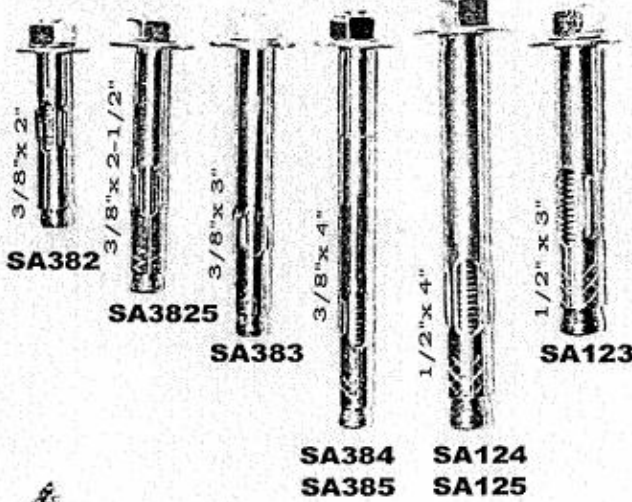


LB114SP 1-1/4" Single
Lock Box
LB112SP 1-1/2" Single
Lock Box
LB158SP 1-5/8" Single
Lock Box

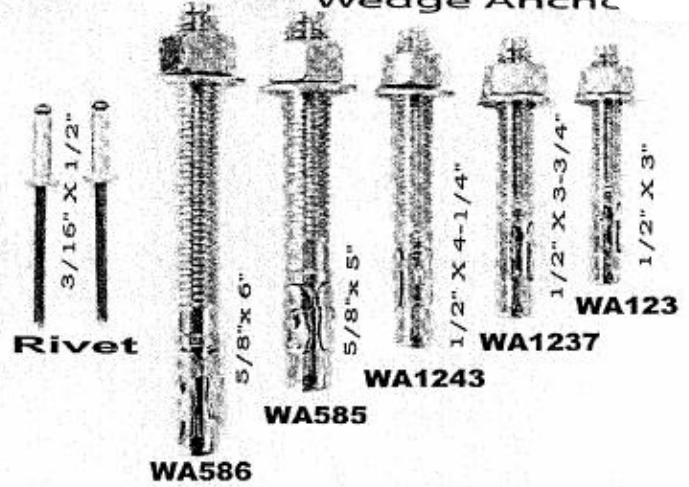


LB114DP
1-1/4" Double
Lock Box
LB112DP
1-1/2" Double
Lock Box
LB158DP
1-5/8" Double
Lock Box


Sleeve Anchors



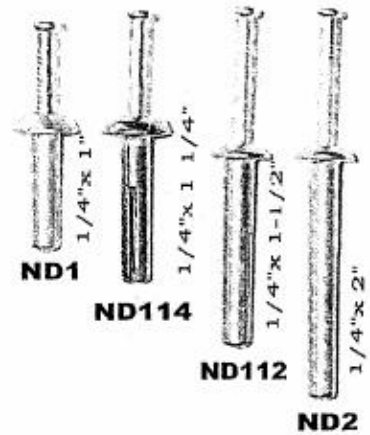
Wedge Anchors



Hex Lag Screws



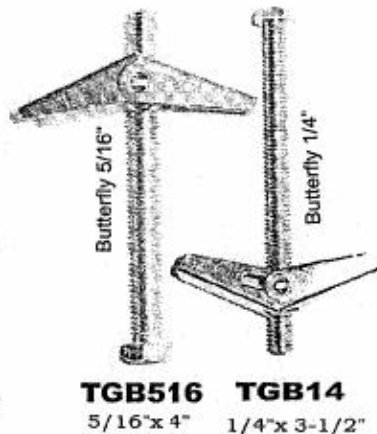
Nail Drive Anchors



Tek Screw




Toggle Bolts



Self Drilling Screws



One Way Screws



Lag Shields



OASIS



- CW40** 4"x3/64"x5/8"
- CW450** 4-1/2"x3/64"x7/8"
- CW50** 5"x3/64"x7/8"
- CW60** 6"x3/64"x7/8"
- CW70** 7"x3/64"x7/8"
- CW14D** 14"x 3/32"x 1" Double Reinforced

JUDOS



- F4540** 4-1/2"x7/8" Zirconium D40
- F4560** 4-1/2"x7/8" Zirconium D60

GRINDING WHEEL



- GW4** 4"x1/4"x5/8"
- GW45** 4-1/2"x1/4"x7/8"
- GW7** 7" x 1/4" x 7/8"

GOLDEN DRILL


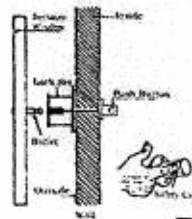


- CW45** 4-1/2"x1/16"x7/8"
- CW5** 5"x1/16"x7/8"
- CW10** 10" x 1/8" x 5/8"
- CW12** 12" x 1/8" x 1"
- CW457T** 4-1/2"x1/16"x7/8"
- CW5T** 5"x1/16"x7/8"



Abrasive Flap Disc T27 T29

- F45Z40** 4-1/2"x7/8" Zirconium D40
- F45Z60** 4-1/2"x7/8" Zirconium D60
- F45Z80** 4-1/2"x7/8" Zirconium D80
- F5Z40** 5"x7/8" Zirconium D40
- F5Z60** 5"x7/8" Zirconium D60



PBR

- Push Button Quick Release Lock
- Adjustable Wall Thickness Up To 11"
- 25pcs 45Lbs



OC2

- Over Track Wheel
- 100pcs/box
- 45Lbs/box



OC4

- Over Track 4 Wheels
- 50pcs/box
- 52Lbs/box



GL

- Gate Latch (No Hole)
- Size: 3/8"
- 100pcs/box
- 40Lbs/box



WBK

- Handrail Bracket
- Ht: 3-1/4"
- Wd: 2-3/4"
- Ext: 3-1/2"
- 100pcs/box
- 50Lbs/box



WR9

- 9" Hand Release
- 40pcs/box
- 30Lb



SB

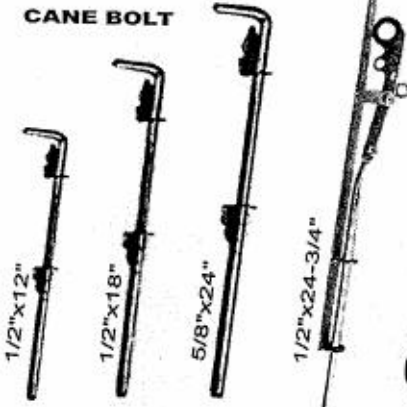
- 1/2" Slide Bolt
- 60pcs/box
- 40Lbs/box



SB34

- 3/4" Slide Bolt
- 20pcs/box
- 60Lbs/box

CANE BOLT



- CB12** 1/2"x12" 50pcs 30Lbs
- CB18** 1/2"x18" 40pcs 60Lbs
- CB24** 5/8"x24" 20pcs 52Lbs
- CBM** 1/2"x24-3/4" Cane Bolt Mechanical 25pcs 47Lbs

SPRING ROLLER



SPW

- Gate Spring Roller
- 12pcs 40Lbs

SPRING CLOSER



- DS9** 9" Spring Closer 80pcs 60Lbs
- DS12** 12" Spring Closer 50pcs 55Lbs

SAW BLADE



6" 9"

DRILL BITS

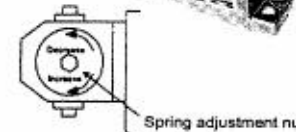
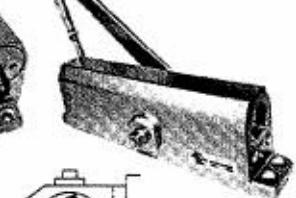


1/4" .3/8" 1/2"

HC5014



HYDRAULIC DOOR CLOSER



FEATURES:

- UL listed
- Standard back check function
- Adjustable closing and latching speed (Dual Valve)
- Full spring adjustment from size 1 to 4 for barrier free BF(factory preset size 2)
- Door weight range from 33Lbs to 187Lbs



SWIVEL
CT4H
CT5H
CT6H

RIGID
CT4HR
CT5HR
CT6HR

BRAKE
CT4HB
CT5HB
CT6HB

RUBBER CASTER WITH CAST IRON CORE ROLLER BEARING, HEAVY DUTY

Model	Size	Capacity	Wt. Ea.	Pkg/Case
CT4H	2"x4"	330 Lbs.	5.0 Lbs.	10 pcs.
CT5H	2"x5"	396 Lbs.	6.5 Lbs.	10 pcs.
CT6H	2"x6"	550 Lbs.	7.0 Lbs.	0 pcs.
CT4HR	2"x4"	330 Lbs.	5.0 Lbs.	10 pcs.
CT5HR	2"x5"	396 Lbs.	6.0 Lbs.	10 pcs.
CT6HR	2"x6"	550 Lbs.	6.5 Lbs.	10 pcs.
CT4HB	2"x4"	330 Lbs.	5.7 Lbs.	10 pcs.
CT5HB	2"x5"	396 Lbs.	6.6 Lbs.	10 pcs.
CT6HB	2"x6"	550 Lbs.	8.0 Lbs.	10 pcs.



SWIVEL CT3
CT4
CT5

RIGID CT3R
CT4R
CT5R

BRAKE CT3B
CT4B
CT5B

HARD RUBBER CASTER, PLAIN BEARING

Model	Size	Capacity	Wt. Ea.	Pkg/Case
CT3	1 1/4"x3"	335 Lbs.	1.5 Lbs.	30 pcs.
CT4	1 1/4"x4"	380 Lbs.	2.0 Lbs.	24 pcs.
CT5	1 1/4"x5"	450 Lbs.	2.5 Lbs.	20 pcs.
CT3R	1 1/4"x3"	335 Lbs.	1.2 Lbs.	40 pcs.
CT4R	1 1/4"x4"	380 Lbs.	1.4 Lbs.	30 pcs.
CT5R	1 1/4"x5"	450 Lbs.	2.0 Lbs.	24 pcs.
CT3B	1 1/4"x3"	335 Lbs.	1.2 Lbs.	40 pcs.
CT4B	1 1/4"x4"	380 Lbs.	2.3 Lbs.	30 pcs.
CT5B	1 1/4"x5"	450 Lbs.	3.0 Lbs.	24 pcs.



SWIVEL 610100

RIGID 600100

BRAKE 610100B

PU CASTER, HEAVY DUTY, ROLLER BEARING

Model	Size	Capacity	Wt. Ea.	Pkg/Case
610100	2"x4"	440 Lbs.	3.5 Lbs.	10 pcs.
600100	2"x4"	440 Lbs.	3.5 Lbs.	10 pcs.
610100B	2"x4"	440 Lbs.	3.6 Lbs.	10 pcs.



430

HW8

SWIVEL RIGID BRAKE
CT15 CT15R CT2 CT2R CT2B CT25 CT25R CT25B


SWIVEL 3013 3" BRAKE 3014 3"

RUBBER CASTER, PLAIN BEARING

Model	Size	Capacity	Wt. Ea.	Pkg/Case
CT15	1-1/2"	100 Lbs.	0.25 Lbs.	120 pcs.
CT15R	1-1/2" Rigid	100 Lbs.	0.25 Lbs.	120 pcs.
CT2	2"	125 Lbs.	0.4 Lbs.	120 pcs.
CT2R	2" Rigid	125 Lbs.	0.3 Lbs.	120 pcs.
CT2B	2" Brake	125 Lbs.	0.5 Lbs.	100 pcs.
CT25	2 1/2"	150 Lbs.	0.7 Lbs.	50 pcs.
CT25R	2 1/2" Rigid	150 Lbs.	0.5 Lbs.	120 pcs.
CT25B	2 1/2" Brake	150 Lbs.	1.0 Lbs.	50 pcs.
3013	3" Swivel	132 Lbs.	1.0 Lbs.	60 pcs.
3014	3" Brake	132 Lbs.	1.2 Lbs.	50 pcs.

BLACK RUBBER WHEEL, ROLLER BEARING

Model	Size	Capacity	Wt. Ea.	Pkg/Case
430160	2"x 6"	325 Lbs.	2.0 Lbs.	15 pcs.
430200	2"x 8"	425 Lbs.	3.6 Lbs.	10 pcs.
430250	2"x10"	450 Lbs.	7.0 Lbs.	10 pcs.



1102206

1043160

1044160

1153 SCAFFOLD

RUBBER LOOSE WHEEL WITH STEEL CORE, DOUBLE BALL BEARINGS


HW8	2"x8-3/8"	525 Lbs.	5.0 Lbs.	10 pcs.
1102206	2"x8-3/8"	525 Lbs.	8.0 Lbs.	6 pcs.

SCAFFOLDING W/RUBBER MOLD ON CAST IRON WHEEL, ROLLER BEARING

1153160	2" x 6"	550 Lbs.	10.0 Lbs.	6 pcs.
1153200	2" x 8"	660 Lbs.	13.0 Lbs.	4 pcs.


CASTER W/PU MOLD ON CAST IRON WHEEL, ROLLER BEARING

1043160	2" x 6"	792 Lbs.	9.0 Lbs.	6 pcs. SWIVEL
1044160	2" x 6"	792 Lbs.	9.0 Lbs.	6 pcs. WBRAKE




Double Cylinder Lock Set, Combo
5 KEY ALIKE
20 SETS/Box

531CA antique brass
531CP polished brass
531CS stainless steel



Single Cylinder Lock Set, Combo
5 KEY ALIKE
20 SETS/Box

530CA antique brass
530CP polished brass
530CS stainless steel




Double Cylinder Deadbolt
6 KEY ALIKE
30 PCS/Box

531A antique brass
531P polished brass
531S stainless steel




Double Cylinder Lever Set, Combo
6 KEY ALIKE
12 PCS/Box

L531CA antique brass
L531CP polished brass
L531CS stainless steel



Single Cylinder Lever Set, Combo
6 KEY ALIKE
12 PCS/Box

L530CA antique brass
L530CS stainless steel



Single Cylinder Deadbolt
6 KEY ALIKE
30 PCS/Box


530A antique brass
530P polished brass
530S stainless steel

MECHANICAL CODELOCKS



with Knob/
Single-Sided
Keypad

LK100
antique/nickel
5 PCS/Box




with Knob/
Single-Sided
Keypad

LK381S
nickel
5 PCS/Box



With Knob/
Single-Sided
Keypad

LK371BK
black
5 PCS/Box



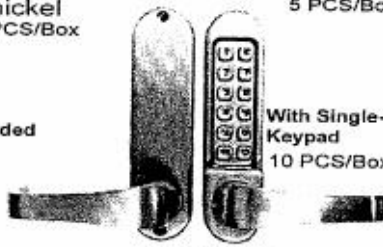
with Single-
Sided
Keypad

LK410
antique/nickel
10 PCS/Box



with Double-Sided
Keypad

LK400
antique/nickel/black
10 PCS/Box




With Single-Sided
Keypad

LK515S
nickel
10 PCS/Box



Heavy Duty
Stainless Steel
with Double-Sided
Keypad

LK950S
nickel
10 PCS/Box



Code Lock Box


4-1/4"x1-1/2"x8-1/4"

LKB
1-1/4"x6-5/8"
1-1/2"x6-5/8"
20 PCS/Box
28 Lbs.

LB950
10 PCS/Box
48 Lbs.



LK502
antique
With Single-Sided
Keypad




Single-Sided
Keypad
with key

LK-515KEY
nickel/black
10 PCS/Box



LK800S
nickel

5 PCS/Box
with Knob/
Single-Sided
Keypad




LK520S
nickel
5 PCS/Box

Keyless Lock Combo
with Single-Sided
Keypad &
a Deadbolt Lock




Entrance Function Lock

6 KEY ALIKE
LKEA antique brass
LKEP polished brass
LKES stainless steel
 30 pcs / Box
 Key on one side,
 thumb latch on the other




Lever Entrance Function Lock

6 KEY ALIKE
LVEA antique brass
LVEP polished brass
LVES stainless steel
 24 pcs / Box




Passage Function Lock

LKPA antique brass
LKPP polished brass
LKPS stainless steel
 30 pcs / Box
 No key on both sides




Lever Passage Function Lock

LVPA antique brass
LVPP polished brass
LVPS stainless steel
 24 pcs / Box
 No key on both sides




Fire Lock for Storeroom Exit Doors

6 KEY ALIKE
LKFA antique brass
LKFP polished brass
LKFS stainless steel
 24 pcs / Box
 Deadlocking latch bolt
 Outside knob has key in
 to open the lock
 Inside knob is always available
 to open




Fire Lock Leverset

LVFS stainless steel
 24 pcs / Box
 Deadlocking latch bolt
 Outside lever has key in
 to open the lock
 Inside lever is always available
 to open




Double Cylinder Double Sided Lock

LK9121SS
 stainless steel
LK9121AB
 antique brass
 24 pcs Box
 6 KEY ALIKE
 Deadlocking latch bolt.
 Key on both sides of door knob.




LK531A C/S
 antique brass
 24 pcs / Box
Double Deadbolt Lock with Concealed Screws




HLKS
 Single Cylinder Hook Lock
 12 pcs / Box

6 KEY ALIKE



HLKD
 Double Cylinder Hook Lock
 12 pcs / Box



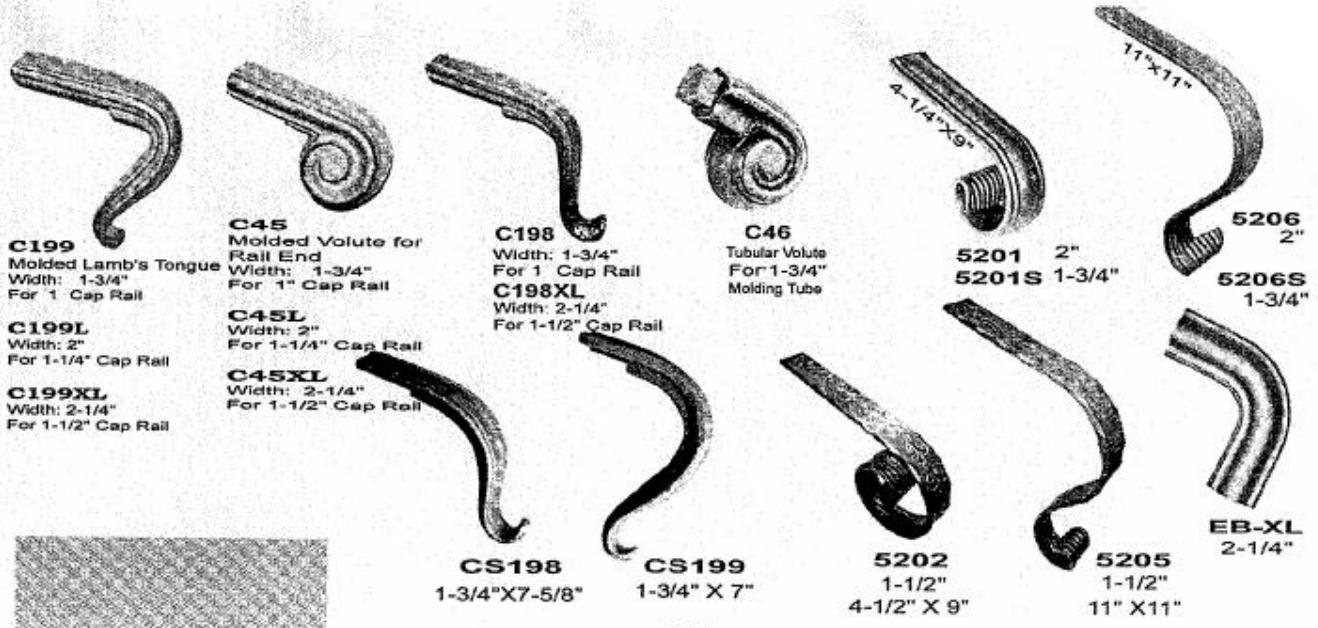
HLC
 6 KEY ALIKE
 Hooklock Cylinder
 24 pcs / Box



SL73K
 6 KEY ALIKE
 3" Stainless Steel
 Padlock
 24 pcs / Box



SL73S
 Disc Padlock Hasp
 with Screws
 12 sets / Box



C199
Molded Lamb's Tongue
Width: 1-3/4"
For 1" Cap Rail

C199L
Width: 2"
For 1-1/4" Cap Rail

C199XL
Width: 2-1/4"
For 1-1/2" Cap Rail

C45
Molded Volute for
Rail End
Width: 1-3/4"
For 1" Cap Rail

C45L
Width: 2"
For 1-1/4" Cap Rail

C45XL
Width: 2-1/4"
For 1-1/2" Cap Rail

C198
Width: 1-3/4"
For 1" Cap Rail

C198XL
Width: 2-1/4"
For 1-1/2" Cap Rail

C46
Tubular Volute
For 1-3/4"
Molding Tube

5201 2"
5201S 1-3/4"

5206 2"
5206S 1-3/4"


CS198
1-3/4" X 7-5/8"

CS199
1-3/4" X 7"

5202
1-1/2"
4-1/2" X 9"


5205
1-1/2"
11" X 11"

EB-XL
2-1/4"



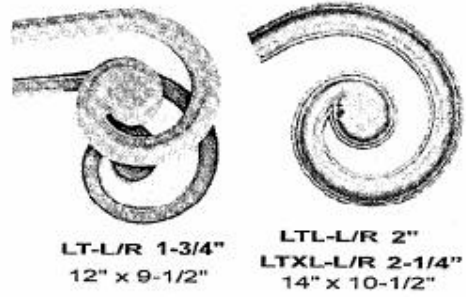
PERFORATED SHEET METAL

CODE	SIZE
SS3716	3' X 7'
SS4716	4' X 7'
1/16" 0/32" 2/32"	




EXPANDED METAL SHEET

CODE	SIZE
EM48	4' X 8'
16 Gs. Diamond: 1/2"	



LT-L/R 1-3/4"
12" x 9-1/2"


LTL-L/R 2"
14" x 10-1/2"



FE840 **FE732** **HE12** **MH12** **SQ12** **SQ58**

STEEL TUBING

CODE	SIZE
TB12	1/2" x 1/2" X 20' 16 ga.
TB58	5/8" x 5/8" X 20' 16 ga.
TB34	3/4" x 3/4" X 20' 16 ga.
TB1	1" x 1" X 20' 16 ga.
TB114	1-1/4" x 1-1/4" X 20' 16 ga.
TB112	1-1/2" x 1-1/2" X 20' 16 ga.
TB2	2" x 2" X 20' 16 ga.
TB1121	1-1/2" x 1" X 20' 16 ga.
TB21	2" x 1" X 20' 16 ga.
TB3	3" x 3" X 20' 14 ga.




STEEL FLAT BAR

CODE	SIZE
FB312	1/8" X 1/2" X 20'
FB320	1/8" X 3/4" X 20'
FB325	1/8" X 1" X 20'
FB332	1/8" X 1-1/4" X 20'
FB340	1/8" X 1-1/2" X 20'
FB2	1/8" X 2" X 20'
FB3	1/8" X 3" X 20'
FB612	1/4" X 1/2" X 20'
FB620	1/4" X 3/4" X 20'
FB625	1/4" X 1" X 20'
FB632	1/4" X 1-1/4" X 20'
FB640	1/4" X 1-1/2" X 20'



STEEL MOLDED CAP RAIL

	Width	Inside	Length
HR134	1-3/4"	1"	20'
HR2	2"	1-1/4"	20'
HR214	2-1/4"	1-1/2"	20'




33 Lbs.
ER 70S-6
size 0.035"



11 Lbs.
ER 70S-6
size 0.035"
5pcs/box



2 Lbs. 10 Lbs.
E71T-11
Flux Cored Wire
size 0.035"



44 Lbs.
E6013
size 5/64" 3/32"
8packs/box
size 1/8"
4packs/box



44 Lbs.
E7018
size 1/8"
4packs/box



HM4000E
Solar auto darkening
View size: 4" x 2"
Weight: 2.0 Lbs.



HM206
Solar auto darkening
View size: 4" x 3-1/2"
Weight: 2.0 Lbs.



HM124
Solar auto darkening
View size: 4" x 3-1/2"
Weight: 2.0 Lbs.



H827A
HVLP Gread
10 sets/box



R500
LVLP Gread
10 sets/box



GWL
L. 14"
Welding
Glove
6 dz/box



GWR
Grey Sheel/Blue
Latex Glove
10 dz/box




GWC
Leather
Driver Glove
10 dz/box



GWE
Swade
Driver Glove
10 dz/box



GWD
Swade
Driver Glove
10 dz/box




GWK-32
Working Glove
L. 10-1/2"
10 dz/box



GWK-35
Working Glove
Double Palmed
L. 10-1/2" 10 dz/box



WEH 300A
Electrode
Holder



**Safety
Goggle**



Grinder

120V-60Hz. 4-1/2"
850W 11,000/min.
Angle Grinder



**Tie Down
Belt L. 1"x7"**




**MIG250
Welder**
220V-250A



**Mini160
Welder**
110/220V-160A



Roller Chain
Length: 10'
#41 CHAIN
#40 CHAIN
#41 LINK
#40 LINK



Heavy Duty
TM50 L. 16'
TM75 L. 25'



ROPE
Ø 1/4"x22'
Ø 9/32"x22'
Ø 5/16"x22'